



Pro Sign Up Sign Up FREE Sign In

MCPS School Start Time Survey - Secondary Parents

Survey results from secondary parents regarding school start times.

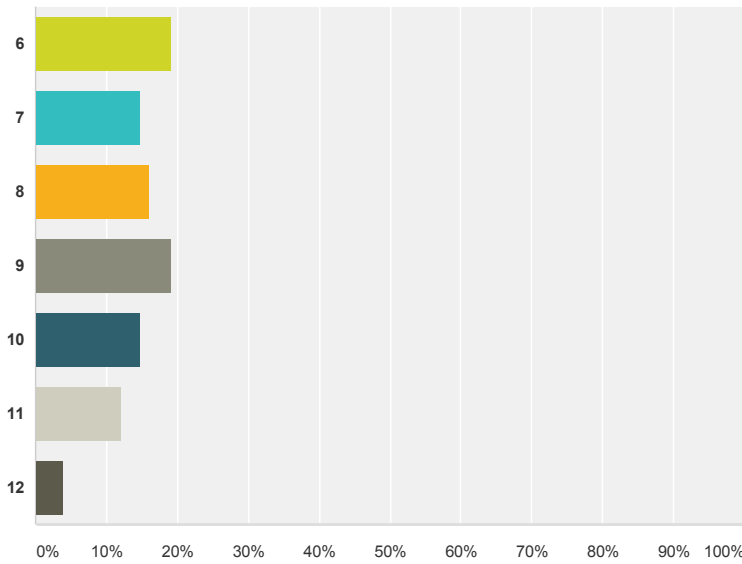
All Shown Pages

1559 responses
 November 24, 2014 - December 15, 2014
 2 views

Q1

In what grade is your secondary student currently enrolled? (Please select the child it will most effect.)

Answered: 1,553 Skipped: 6



Answer Choices	Responses
6	19.19% 298
7	14.75% 229
8	16.16% 251
9	19.19% 298
10	14.75% 229
11	12.04% 187
12	3.93% 61
Total	1,553

Need insights?

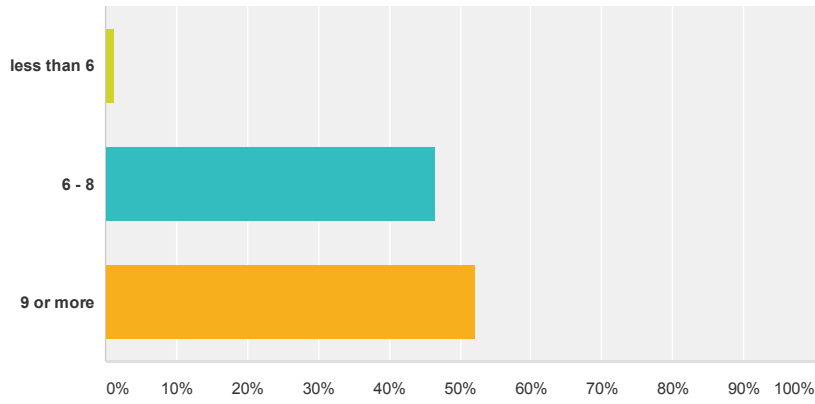
SurveyMonkey has dozens of expertly-designed survey templates.

Sign up FREE or Learn more

Q2

How many hours of sleep does your child need to perform best?

Answered: 1,550 Skipped: 9

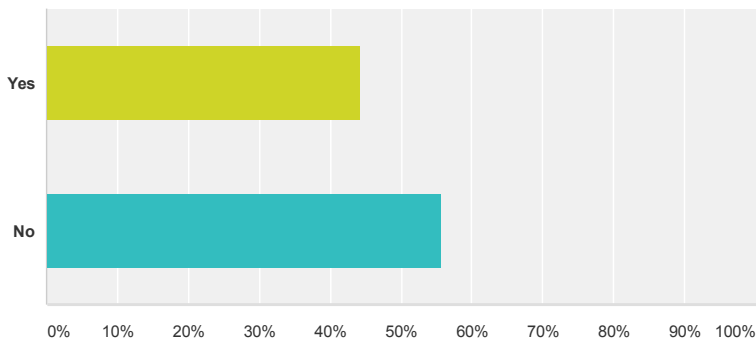


Answer Choices	Responses
less than 6	1.29% 20
6 - 8	46.45% 720
9 or more	52.26% 810
Total	1,550

Q3

Is it easy for him/her to wake up on school days?

Answered: 1,548 Skipped: 11

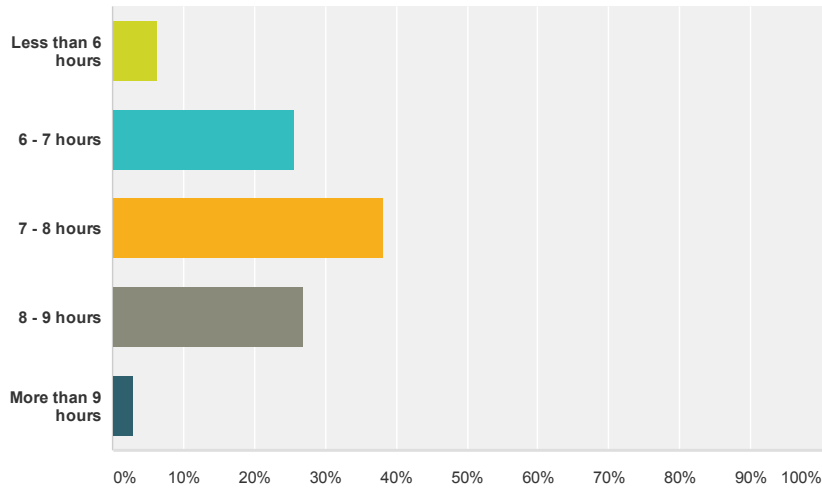


Answer Choices	Responses
Yes	44.32% 686
No	55.68% 862
Total	1,548

Q4

On average, how many hours of sleep does your secondary student get on school nights?

Answered: 1,553 Skipped: 6

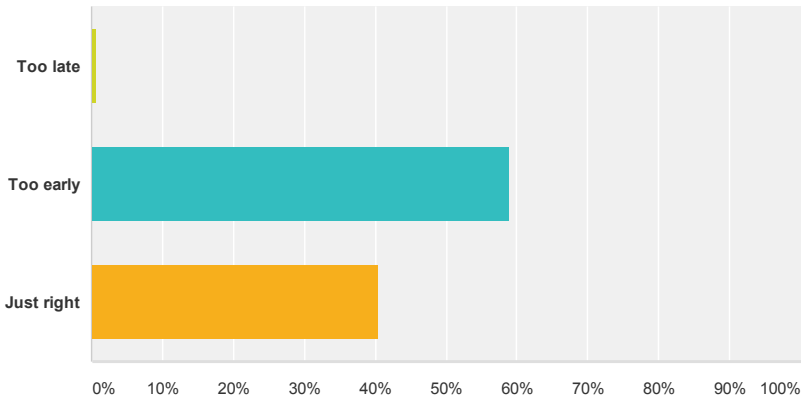


Answer Choices	Responses
Less than 6 hours	6.25% 97
6 - 7 hours	25.76% 400
7 - 8 hours	38.18% 593
8 - 9 hours	26.85% 417
More than 9 hours	2.96% 46
Total	1,553

Q5

In your opinion, the current MCPS secondary school start time is:

Answered: 1,548 Skipped: 11



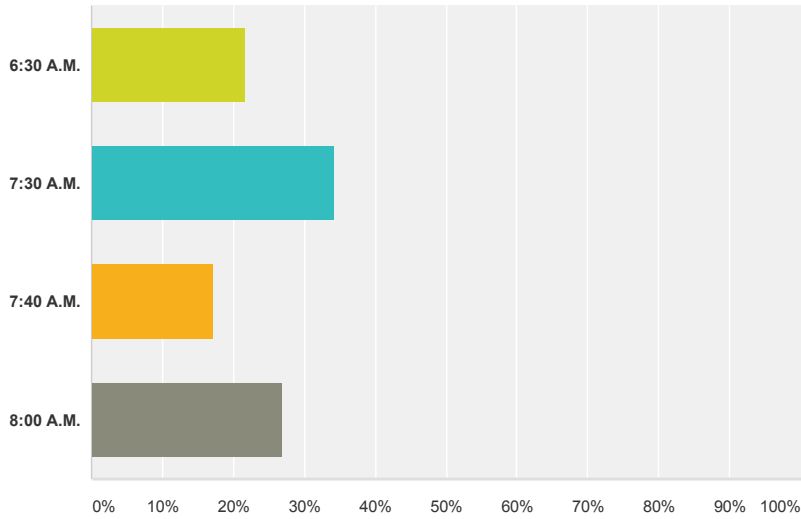
Answer Choices	Responses
Too late	0.71% 11
Too early	58.79% 910
Just right	40.50% 627
Total	1,548

Q6

What is the earliest time you would like

your secondary student to leave to attend school?

Answered: 1,531 Skipped: 28

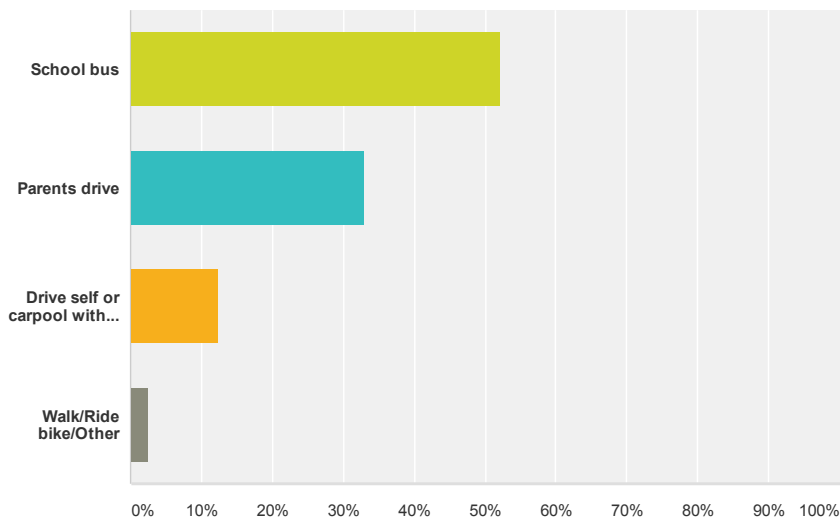


Answer Choices	Responses
6:30 A.M.	21.69% 332
7:30 A.M.	34.29% 525
7:40 A.M.	17.05% 261
8:00 A.M.	26.98% 413
Total	1,531

Q7

How does your secondary student usually get to school in the morning?

Answered: 1,544 Skipped: 15



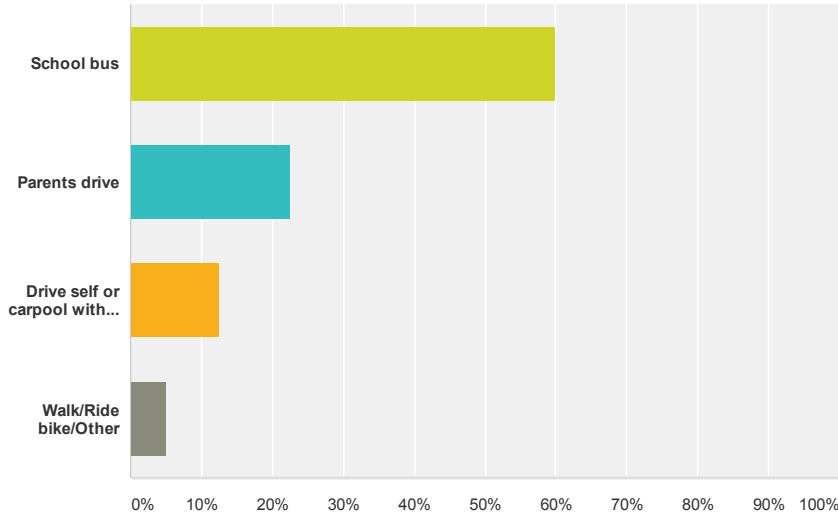
Answer Choices	Responses
School bus	52.27% 807
Parents drive	32.97% 509
Drive self or carpool with friends	12.31% 190

Walk/Ride bike/Other	2.46%	38
Total		1,544

Q8

How does your secondary student usually get home from school?

Answered: 1,544 Skipped: 15

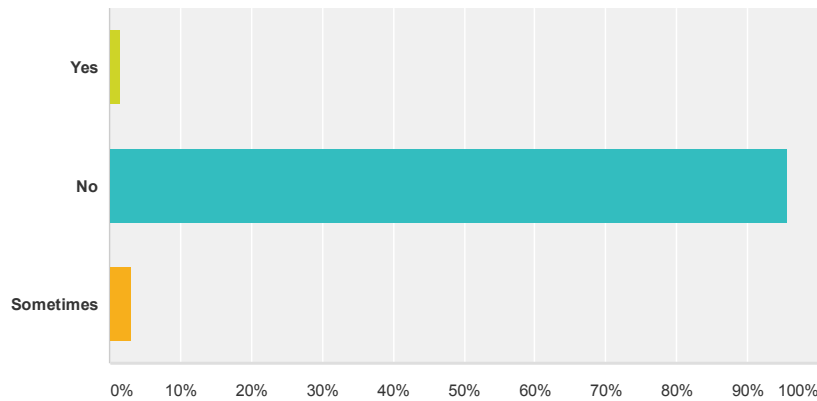


Answer Choices	Responses
School bus	59.97% 926
Parents drive	22.47% 347
Drive self or carpool with friends	12.56% 194
Walk/Ride bike/Other	4.99% 77
Total	1,544

Q9

Does your secondary student currently provide child care to siblings before school?

Answered: 1,542 Skipped: 17

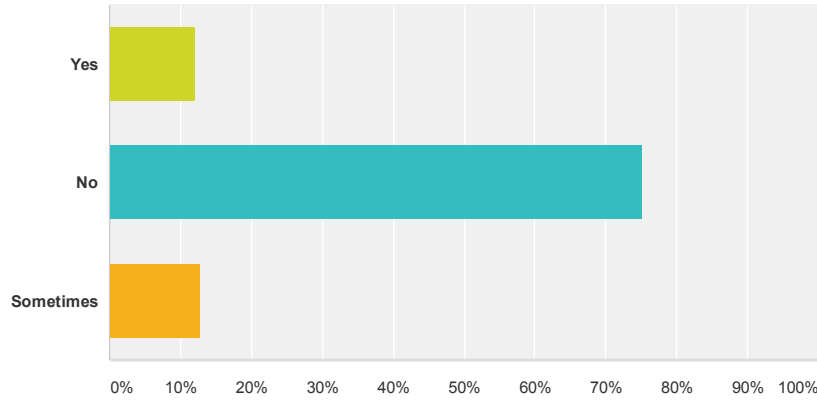


Answer Choices	Responses	
Yes	1.43%	22
No	95.53%	1,473
Sometimes	3.05%	47
Total		1,542

Q10

Does your secondary student currently provide child care to siblings after school?

Answered: 1,542 Skipped: 17

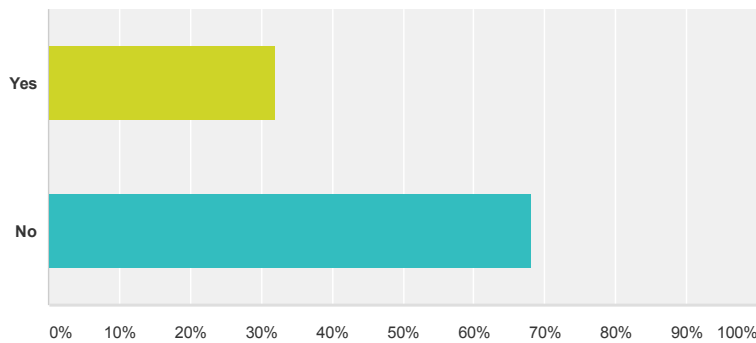


Answer Choices	Responses	
Yes	12.13%	187
No	75.23%	1,160
Sometimes	12.65%	195
Total		1,542

Q11

Would a later secondary start time cause a problem for your work schedule and/or child care arrangements?

Answered: 1,529 Skipped: 30



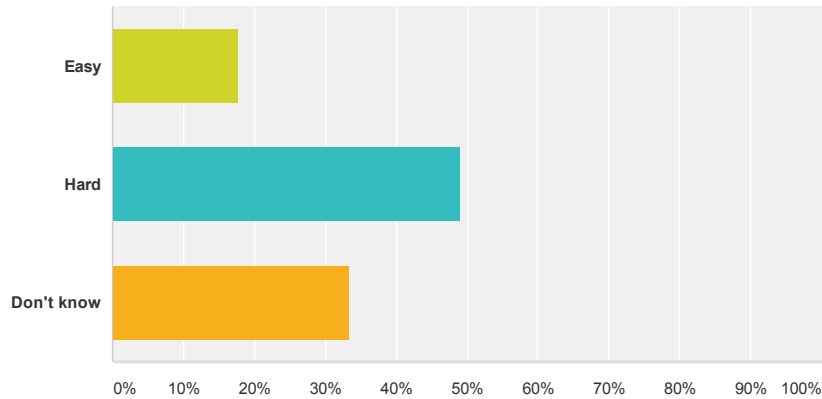
Answer Choices	Responses	
Yes	31.85%	487

No	68.15%	1,042
Total		1,529

Q12

If you answered "Yes" to question 11, how easy or hard would it be for you to make changes to accommodate a later secondary school schedule?

Answered: 684 Skipped: 875

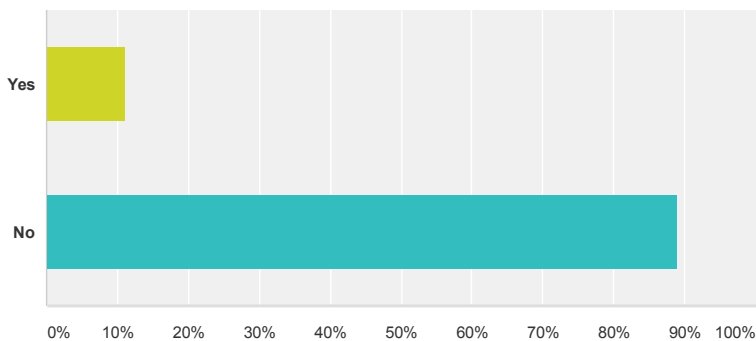


Answer Choices	Responses
Easy	17.69% 121
Hard	48.98% 335
Don't know	33.33% 228
Total	684

Q13

Would a later school schedule conflict with a current job held by your secondary student?

Answered: 1,521 Skipped: 38

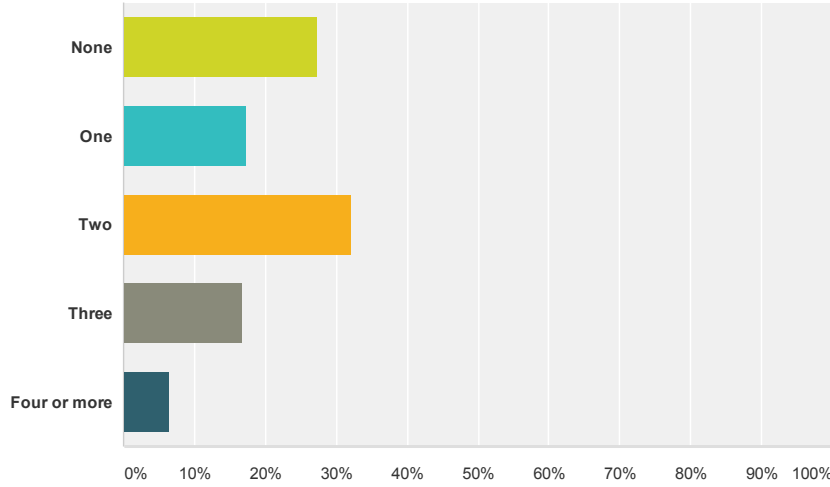


Answer Choices	Responses
Yes	11.05% 168
No	88.95% 1,353
Total	1,521

Q14

On average, how many hours a day does your secondary student spend after school for school-sponsored sports or other extra-curricular activities?

Answered: 1,531 Skipped: 28

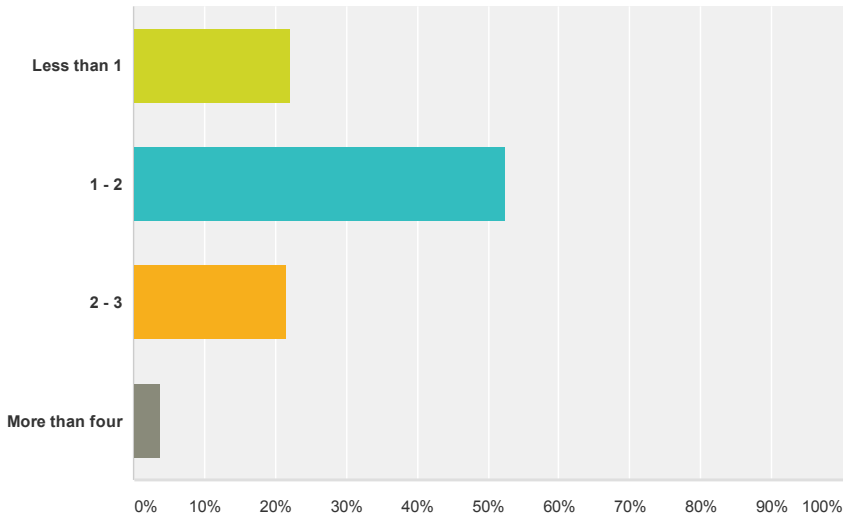


Answer Choices	Responses
None	27.43% 420
One	17.37% 266
Two	32.07% 491
Three	16.66% 255
Four or more	6.47% 99
Total	1,531

Q15

On average, how many hours does your secondary student spend on homework each day?

Answered: 1,531 Skipped: 28

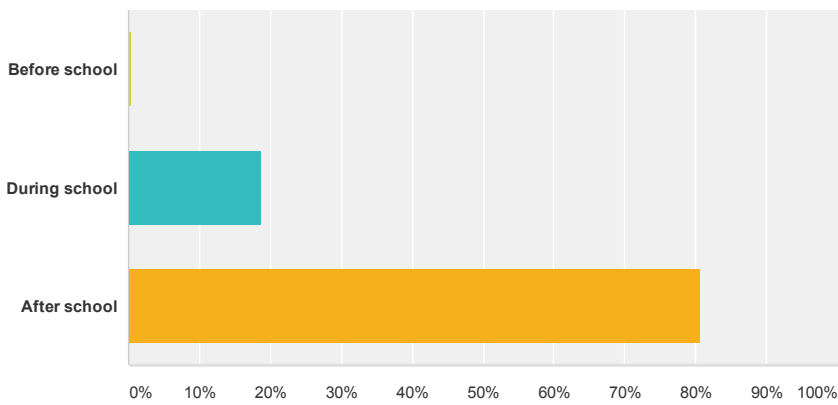


Answer Choices	Responses
Less than 1	22.21% 340
1 - 2	52.45% 803
2 - 3	21.55% 330
More than four	3.79% 58
Total	1,531

Q16

When does your secondary student typically do the majority of his/her homework?

Answered: 1,536 Skipped: 23

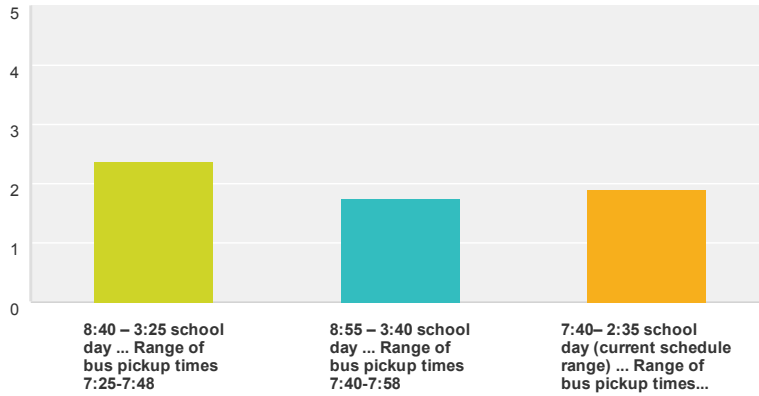


Answer Choices	Responses
Before school	0.46% 7
During school	18.88% 290
After school	80.66% 1,239
Total	1,536

Q17

Please rank the following possible secondary school schedules: 1=Most Preferred to 3=Least Preferred. Once you select your ranking for the first item, the order for all items will change to reflect your preference (for example, if you select 7:40 – 2:35 as the number 1 slot, it will move up to that position and you can select one of the others as number 2).

Answered: 1,471 Skipped: 88

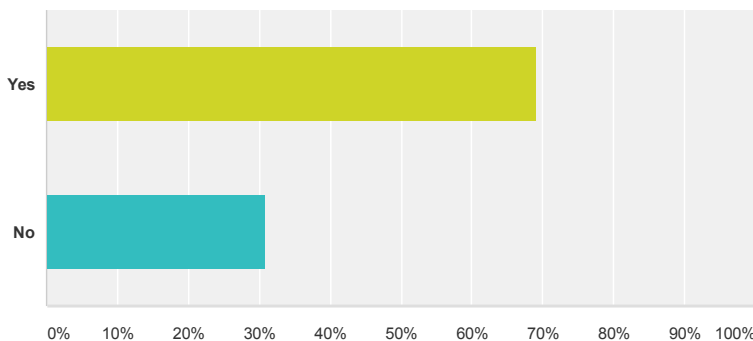


	1	2	3	Total	Score
8:40 – 3:25 school day ... Range of bus pickup times 7:25-7:48	38.78% 570	59.18% 870	2.04% 30	1,470	2.37
8:55 – 3:40 school day ... Range of bus pickup times 7:40-7:58	21.56% 317	30.68% 451	47.76% 702	1,470	1.74
7:40– 2:35 school day (current schedule range) ... Range of bus pickup times 6:25-7:00	39.66% 583	10.20% 150	50.14% 737	1,470	1.90

Q18

Do you think that lack of sleep affects your secondary student's academic performance?

Answered: 1,487 Skipped: 72

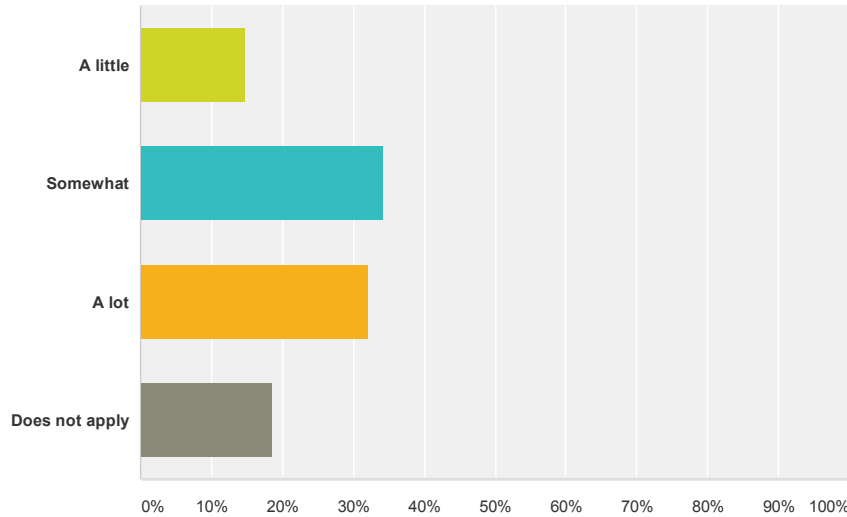


Answer Choices	Responses	
Yes	69.00%	1,026
No	31.00%	461
Total		1,487

Q19

If you answered "Yes" to question 18, to what extent?

Answered: 1,253 Skipped: 306

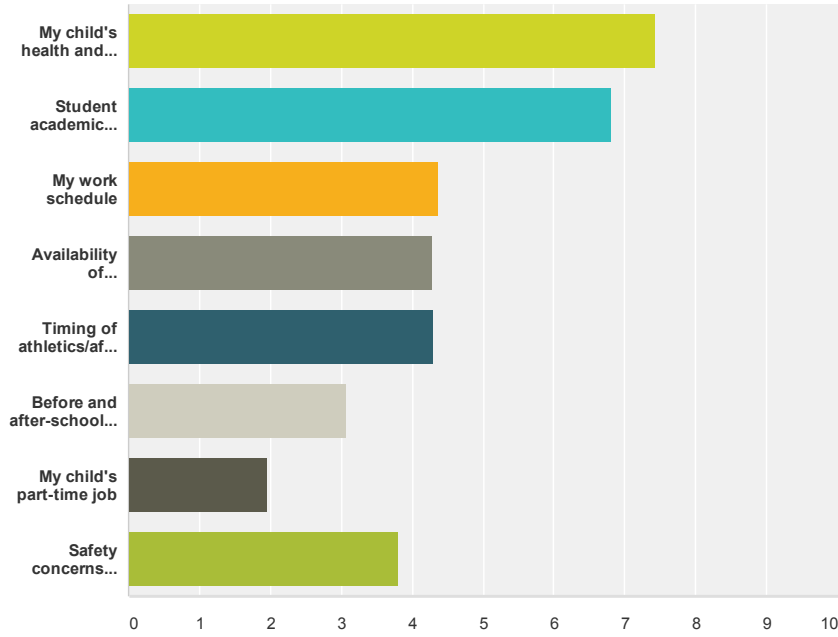


Answer Choices	Responses	
A little	14.92%	187
Somewhat	34.24%	429
A lot	32.24%	404
Does not apply	18.60%	233
Total		1,253

Q20

Please rank the following factors when considering the best school start time for your secondary student(s): 1 = Most Important to 8 = Least Important Once you select your ranking for the first item, the order for all items will change to reflect your preference (for example, if you select my child's health and sleep as the number 1 slot, it will move up to that position and you can select one of the others as number 2).

Answered: 1,479 Skipped: 80



	1	2	3	4	5	6	7	8	Total	Score
My child's health and sleep	68.40% 1,011	19.22% 284	5.89% 87	3.25% 48	1.76% 26	1.22% 18	0.20% 3	0.07% 1	1,478	7.44
Student academic performance	17.19% 254	59.47% 879	15.56% 230	4.13% 61	1.76% 26	1.29% 19	0.41% 6	0.20% 3	1,478	6.80
My work schedule	3.65% 54	4.26% 63	23.94% 354	21.16% 313	15.89% 235	11.16% 165	10.14% 150	9.80% 145	1,479	4.36
Availability of transportation	1.56% 23	2.71% 40	9.89% 146	31.84% 470	27.85% 411	17.14% 253	6.17% 91	2.85% 42	1,476	4.28
Timing of athletics/after-school/extracurricular activities	2.10% 31	3.85% 57	21.10% 312	16.70% 247	25.56% 378	17.85% 264	8.99% 133	3.85% 57	1,479	4.31
Before and after-school care/supervision	2.23% 33	2.44% 36	4.87% 72	6.70% 99	10.35% 153	32.48% 480	28.21% 417	12.72% 188	1,478	3.06
My child's part-time job	0.61% 9	0.54% 8	1.42% 21	4.06% 60	5.68% 84	7.64% 113	32.45% 480	47.60% 704	1,479	1.96
Safety concerns related to traveling to/from school	4.33% 64	7.57% 112	17.38% 257	12.24% 181	11.22% 166	11.29% 167	13.39% 198	22.58% 334	1,479	3.81

Powered by  SurveyMonkey®

Check out our [sample surveys](#) and [create your own now!](#)